



East of England Plan
>2031

Strategic Localism - East of England Plan
RTPI – 11 February 2010

Simon Meecham
Regional Planning and Transportation

The region's strategic partnership




• Strategic Planning

• Choices for the draft Plan

The region's strategic partnership

100 Years of Planning

- The Liberal reforms included the 1909 Housing, Town Planning Etc Act
 - Housing for the working classes
 - A medical officer of health in the 62 counties
 - A ban on back to back and cellar homes where the average age of death for operative labourer men was 19; **and not**
- "to grab commons, to filch open spaces, to appropriate parks"
- "If town planning is to be a success, as we all agree it should be, it is essential that the central body should have more control than it now has".



The region's strategic partnership

Post War and 60's

• Labours 1947 Act – Gave us a 100% zoned approach for each LPA – 3 years to designate and a review to be approved by SoS every five year

• Key assumptions of the Act inc. population would remain stable and there would be little growth in motor traffic...

• It ignored increased standards of living – investment decisions and died a death to be shaken up by the Conservatives who introduced a whiff of Regional Planning

• Sir Keith Joseph accepts a regional LPA report that the GSE will grow by 3 million by the early 1980's introduces the need to tackle a north –south divide and suggests that 83% of the 1955's GSE Green Belt would be safe



Clement Attlee



Keith Joseph


The region's strategic partnership

1964 Planning Advisory Group and 1968/71/90 TCP Acts

• LPA report: The Future of Development Plans 1965 recommended the introduction of structure and local plans – introduced by Labour in 1968

• All largely in place by 1985 but discredited by the upper tier not being strategic enough and taking too long

• The Conservatives 1990 Act introduced the need for the two tiers to have regard to RPG's - reflecting on the joint strategic work started in Sir Keith Joseph's time by e.g. SCEALA and SERPLAN. Non statutory RPG's but statutory regard (conformity...?)



Harold Wilson

The region's strategic partnership

RPG 6 and 9


Structure Plans required to be informed by the Regional Framework and updated to 2006 and introduce concept of sustainable development

SCEALA submits draft RPG 6 to SoS 1989 – SoS adopts 1991. RPG provides county housing targets.

SCEALA published with extra guidance in 1992 and interestingly states ' there is no region wide support for an economic development agency'

1998-2000 Labour adopts standard regions – introduces RDA's and Assemblies – EERA merges northern SERPLAN and SCEALA – RPG6

2004 – Sea Change – Regions become part of the Statutory Plan



The region's strategic partnership

2004 Planning and Compulsory Purchase Act

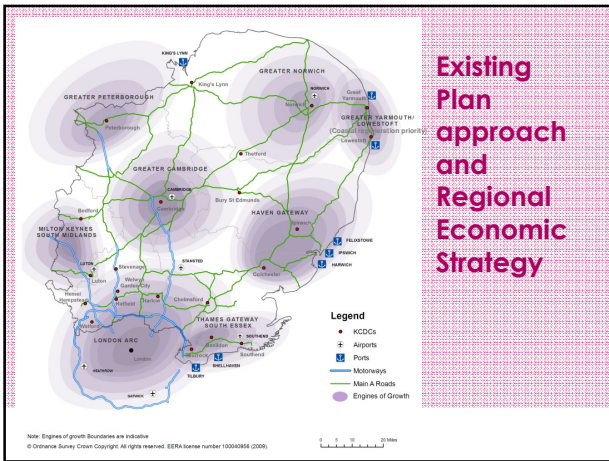
Plan for Regional Assemblies to be directly elected buried by no vote in the north-east

- New Labour policy direct that regional advice is to become statutory: Labour abolishes Structure, Waste, Minerals, Local and Unitary Plans and;
- Establishes RSS's and LDF's
- EERA consults on and amends the merged RPG 6 and 9 and creates and submits the draft East of England Plan to SoS
- 2008 – SoS finally publishes the Plan with district housing targets, indicative job targets and regional Brownfield, affordable housing and waste targets



• And ask EERA to immediate review...

The region's strategic partnership



What growth scenarios did we test

- Scenario 1: Roll forward of existing Plan
 - Scenario 2: National housing advice and regional new settlements
 - Scenario 3: National housing advice and regional economic forecasts
 - Scenario 4: National household projections
- Scenarios were NOT the Draft Plan – 'testing different patterns'

The region's strategic partnership

Views on the scenarios

- 16,000 responses
- A third of respondents gave a preferred growth scenario:
 - 51% said none of those suggested
 - 24% scenario 1
 - 12% scenario 3
 - 7% scenario 2
 - 6% scenario 4
- Of those who said 'none', three quarters wanted a lower scenario tested
- Generally, lower growth was favoured by individuals and higher growth by developers
- Many respondents felt that more regional impacts needed to be considered

The region's strategic partnership

Other issues raised during the consultation

- Wide range of comments made, covering every topic within the current East of England Plan
- Like the local authorities' responses, many respondents raised issues of delivery and widespread concern over the need for sufficient infrastructure
- Views supporting the other scenarios often referred to the damaging impact of house price imbalances and need for affordable housing in the region
- Some wanted to see greater emphasis on changes in behaviour, whether transport related or lifestyle, such as low impact living.

The region's strategic partnership

Preferred Scenario – 1b

Rejects as inappropriate the scenarios based on large free standing new towns; 'predict and provide' household projections; a purely 'market-led' economic growth distribution.

A modified scenario 1 can look to combine some of the economic elements of scenario 3, by looking to meet labour force needs through a range of measures, not just local supply of new housing.

In terms of housing, past completions about 460,000 over 20 years, scenario 1 was 521,000. Government household projections are 673,000. Government advice is that 600,000 to 800,000 homes are needed to prevent long term house price rises relative to income.

In job terms, scenario 1 is above baseline economic forecasts.

Need to consider further the deliverability issues around the scenario 1 allocations.

The region's strategic partnership

Sub-area Profiles



The region's strategic partnership

Modelled variant scenario 1

- Bedford sub area – homes reduction (@2,000)
- Luton/Central Bedfordshire – homes reduction (@2,000)
- Greater Cambridge – homes reduction (@4,000), redistribution, jobs issue
- Peterborough – no change
- Heart of Essex – no change
- Essex Thames Gateway – homes reduction (@3,700)
- London Arc East – homes reduction (@7,000)
- London Arc West – homes reduction (@2,000)
- North – homes reduction (@1,500)
- Greater Norwich – homes reduction (@1,300)
- Grt Yarmouth and Waveney – reduction (@600)
- Haven Gateway – no change
- West Suffolk – no change

The region's strategic partnership

Other policy changes

- Spatial policies – climate change, strengthening coastal and rural policy
- Environment and culture – updates
- Transport – consolidation of policies, guidance on strategic priorities
- Economy – strengthening policy guidance on clusters and strategic sites
- Housing – adding greater emphasis on site viability issues for delivery of affordable housing

The region's strategic partnership

Summary

- Responding to consultation and evidence base
- Approach to be built around scenario 1 taking into account deliverability and potential for economic growth
- Plan is heavily conditional – makes assumptions about behavioural change, Govt investment, privatised utilities investment
- Recognises makes conditional compliance with environmental limits on European Sites
- Does not meet Govt household projections
- Exceeds economic baseline, with redistribution
- Strengthens policy on the quality of development and places

The region's strategic partnership

Next steps



- Secretariat continues work on updating policies in light of consultation
- Draft Plan to be considered by Regional Planning Panel on 26th February 2010
- Draft Plan to be approved by Assembly on 12th March for submission
- Draft Plan is issued for public consultation (under the new Act)
- Timetable for consultation is dependent on date (and outcome) of General Election
- Evidence base will be transferred to the Regional Responsible Authority (the Leaders' Board and EEDA) upon the cessation of the Assembly at end of March

The region's strategic partnership



Further information at www.eera.gov.uk

And after March: The East of England Local Government Association

The region's strategic partnership