








# LDP EXAMINATIONS

**Joint Presentation By:**  
**Nicola Gulley, Rhondda Cynon Taf CBC**  
**Rhian Kyte, Caerphilly CBC**



**Joint Presentation By:  
Rhian Kyte, Caerphilly CBC  
Nicola Gulley, Rhondda  
Cynon Taf CBC**



# INTRODUCTION

- **Context For Each Authority**
- **LDP Process**
- **Key Issues in the Examination Process**
- **Questions**
- **RCT = RED / CBC = GREEN**

# CONTEXT FOR EACH AUTHORITY

- **RCT**

- **2nd Largest Authority in Wales**

- **Population of 231,000 at last census**

- **CCBC**

- **3rd Largest Authority in Wales**

- **Population of 170,000 at last census**

- **Both – Early Start Authorities**

# LDP PROCESS

A decorative graphic consisting of six circles arranged in two rows of three. The top row has a solid light purple circle on the left, a white circle with a light purple outline in the middle, and a solid light purple circle on the right. The bottom row has a solid light purple circle on the left, a white circle with a light purple outline in the middle, and a solid light purple circle on the right.


- **CCBC**

- **Deposit LDP –October / November '08 resulting in 1,754 Representations**
- **Alternative Sites – January / March '09 resulting in 529 Representations**
- **Focussed Changes – January 2010/February '10 resulting in 110 Representations**

- **RCTCBC**

- **Deposit LDP February / March '09 resulting in 3,600 Representations**
- **Alternative Sites – June / July '09 resulting in 2900 Representations**
- **Focussed Changes – January ?February '10 resulting in 200 Representations**

**This is how it felt.....**



# LDP PROCESS

A decorative graphic consisting of two overlapping circles on the left and three separate circles on the right. The circles are light purple, with the left two overlapping and the right three being separate and of equal size.

- |   |                       |
|---|-----------------------|
| ● <b>CCBC</b>                             | <b>RCT</b>            |
| ● <b>Submission – October '09</b>         | <b>January '10</b>    |
| ● <b>Exploratory Meeting – Dec '09</b>    | <b>N/A</b>            |
| ● <b>Pre Hearing Meeting – March '10</b>  | <b>March '10</b>      |
| ● <b>Exam Sessions – April – June '10</b> | <b>May – Sept '10</b> |
| ● <b>Inspectors Report – October '10</b>  | <b>February '11</b>   |
| ● <b>Adoption - November '10</b>          | <b>April '11</b>      |

# LDP PROCESS - EXAMINATION



- **RCT**

- **21 Hearing Sessions / 25 Individual Issues**
- **8 Policy Specific Sessions**
- **17 Site Specific Sessions**

- **CCBC**

- **11 Hearing Sessions**
- **8 Policy Specific Sessions**
- **1 Site Specific Session(Bedwas Colliery) / 1Housing session - over 3 days)**

# KEY ISSUES IN THE EXAMINATION PROCESS

- ***Advanced Preparation***

- **Front Loading**
- **Defining Issues and Matters**
- **Training**
- **Allocation Officers**
- **Answer the Question !**
- **Consistency**

# KEY ISSUES IN THE EXAMINATION PROCESS

- ***Programme Officer:***

- **Appoint at Deposit**
- **Training**
- **Additional Support**
- **Office Accommodation & Equipment**

# KEY ISSUES IN THE EXAMINATION PROCESS

- ***During the Examination:***

- Delegated Authority
- Matters Arising Document
- Web Site
- Late Submissions

- ***After the Examination:***

- Inspector's questions
- E-Mails
- Matters Arising Document Reported to Council

# KEY ISSUES IN THE EXAMINATION PROCESS

- ***Format of the Meetings:***
  - Round Table Sessions
  - Non Adversarial
  - Guided By The Inspector
  - Addressing the Inspector

# KEY ISSUES IN THE EXAMINATION PROCESS

- *Venue*
  - Careful Room Selection
  - Adequate Car Parking
  - DDA Compliant
  - Refreshments

# KEY ISSUES IN THE EXAMINATION PROCESS

- ***Programme Officer:***
  - **Joint Programme Officer**
  - **Assistant Programme Officer**
  - **Organising Hearing Sessions**
  - **Storage and Dissemination of Information**
  - **Web Site/Latest News**

# KEY ISSUES IN THE EXAMINATION PROCESS

- ***Advanced Preparation:***
  - **Development Planning Team**
  - **Other Council Officers**
  - **Examination Training**
  - **Learn from others experience**
  - **Build Knowledge & Trust**

# KEY ISSUES IN THE EXAMINATION PROCESS

- ***Participating in the Examination:***
  - Preparation of Position Statements
  - Ensure Consistency In Evidence
  - Use The Evidence Base

# KEY ISSUES – MANAGING THE PROCESS



- ***During the Examination:***
  - Opening Statement/Chief Officer
  - Overview / Delegated Authority
  - Answer The Question !!
  - Submission of Additional Information
- ***After the Examination:***
  - Action Points / MACs
  - Inspector's questions / E-Mails

# CONCLUSIONS

A decorative graphic at the top of the slide consists of two rows of circles. The top row has three circles: a solid light purple circle on the left, a white circle with a light purple outline in the middle, and a solid light purple circle on the right. The bottom row has three circles: a solid light purple circle on the left, a white circle with a light purple outline in the middle, and a solid light purple circle on the right. The word 'CONCLUSIONS' is written in bold black capital letters across the top row of circles.

- ***Top Tips:***

- ***Preparation / Preparation / Preparation !***
- ***Support / Support / Support !!***
- ***Ensure a Non Adversarial Stance***
- ***Ensure you have the best available venue***